



COMMUNITY DEVELOPMENT
 2660 Civic Center Drive ♦ Roseville, MN 55113
 Phone: (651) 792-7005 ♦ Fax: (651) 792-7070

MASTER SIGN PLAN APPLICATION

CITY CODE SECTION 1010.03
 www.ci.roseville.mn.us

- RESIDENTIAL APPLICATION FEE: \$250
- COMMERCIAL APPLICATION FEE: \$350

Fee should be made payable to City of Roseville upon submittal of application.

Please complete the application by typing or printing in ink. Use additional paper if necessary.

1. Property Owner Information:

Last name: AX Roseville, L.P. First name: _____
 Address: 360 Main Street, #300 Winnipeg City/State/Zip: MB Canada R3C 3Z3
 Phone number: 204-947-1250 Email address: amy.melchior@cbre.com local contact

2. Applicant Information: (if different from above)

Company name: Sign Source
 Last name: Abrahamson First name: Jim
 Address: 7660 Quattro Drive City/State/Zip: Chanhassen, MN 55317
 Phone number: 952-908-9106 Email address: jima@sign-source.com

3. Address of Property Involved: (if different from above)

2305 Walnut St, Roseville MN 55113

4. Additional Required Information:

- a. Site plan illustrating on-site improvements and location of proposed signage
- b. Sign details including sign dimensions, area calculations, and construction specifications for each sign being contemplated, as well as elevations showing wall signs and/or freestanding signs as appropriate

5. Signature(s): By signing below, you attest that the information above and attached is true and correct to the best of your knowledge.

Property Owner: Amy Melchior Date: 5/30/14
 or Behalf of Owner
 Applicant: James R. Abrahamson Date: 6-4-14

Master Sign Plan for 2305 Walnut Street Roseville, Mn 55113

Monument: Proposed multi tenant double faced sign. Location to be at the southeast corner of property per supplied drawing. The layout shows a single tenant at this point with an option for two or more if needed. The overall size of the monument is 65" x 65" x 10". The tenant panels will be 6" x 60" with vinyl graphics applied to each. The construction of the sign is all aluminum with solid plastic letters and premium vinyl graphics. The sign will be non illuminated. The sign will be subject to city permit and meet setbacks.

Building Signs: Proposed building sign would be all fabricated aluminum with a one color paint finish and either halo lit channel letters and logo or routed graphics with push thru graphics internally illuminated. The wall sign will be subject to city permit for overall size, color and details.

Post & Panel Signs: Proposed double faced post and panel signs will be fabricated aluminum with a paint finish and premium vinyl graphics. The overall size will be subject to city permit and meet setbacks.

Address Numbers: Proposed 24" tall by 1" deep address numbers reading 2305 will be fabricated aluminum with a one color paint finish and will be mounted to the building with blind studs on the northeast and the southeast corners.

Drawing Date: 04.09.14

Customer:
St Jude Medical

Sales / Project Manager:
- Jim Abrahamson
- 952.908.9106 - JimA@Sign-Source.com

Customer Service Representative:
- Justina Sleeper
- 952.908.9125 - JustinaS@Sign-Source.com

Designer:
Korey McDermott
952.908.9127 - KoreyM@Sign-Source.com

Order / Est. #:
e32641

File Name:
e32641 St Jude Medical.ai

File Location:
 A-Z Korey's Mac

Fonts:
-

Rev: 1.0 | Revision Notes

- Rev. 2: -
- Rev. 3: -
- Rev. 4: -
- Rev. 5: -
- Rev. 6: -
- Rev. 7: -
- Rev. 8: -
- Rev. 9: -
- Rev. 10: -

SIGNSOURCE
CREATIVE SOLUTIONS

7660 Quattro Drive
Chanhassen, MN 55317
www.sign-source.com
Fax: 952.908.9153

This drawing is the property of SignSource, Inc. and may not be used, reproduced or disclosed without written authorization.


Interior Exterior

1 2" Deep Alum Face & Halo Lit Logo Boxes
Digital Print Vinyl on Plex Faces
Returns & Trim Caps Painted to Match PMS 3298
Green LED Lit

2 2" Deep Alum Halo Lit Channel Letters
Faces & Returns Painted Black
White LED Lit

3 6" Deep Alum Pan/Cabinet
Houses Electrical Power Supplies
Mtd to Building & Painted Silver Alum

<input checked="" type="radio"/> PMS 3298C	<input type="radio"/> PMS
<input type="radio"/> PMS	<input type="radio"/> PMS



Look of Sign At Night



I Have Verified The Accuracy Of Colors, Layout, Quantities, Sizes, Spelling, & Wording. I Hereby Authorize Release To Production According To This Approved Submittal.

Approved
As Is: _____

Production Will Not Begin Until
Signed Approval Is Faxed Back.

Revise &
Resubmit: _____

COLOR DISCLAIMER: Due to variances among color monitors and printers, the colors that appear on your screen or as printed may not be exact.

3/8" = 1'
1:32 SCALE

SCALE DRAWINGS DO NOT PHOTOGRAPH!
<----- 1.00 in. ----->
Formatted for 11" x 17" Paper

This drawing is the property of SignSource, Inc. and may not be used, reproduced or disclosed without written authorization.

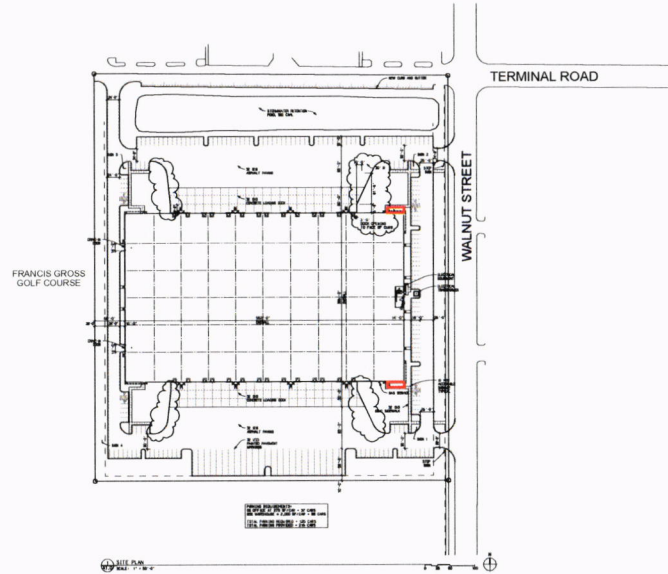
Qty 2 Sets:

Interior Exterior

TO BE APPROVED BY BUILDING OWNER

- 1" Deep Reverse Non LR Channel Letters
- Faces & Returns Painted Black
- Stud Mt'd Flush to Building

2305



Drawing Date: 04.04.14

Customer:
St Jude Medical

Sales / Project Manager:
-Jim Abrahamson
952.908.9106 - JimA@Sign-Source.com

Customer Service Representative:
-Justina Sleeper
952.908.9125 - JustinaS@Sign-Source.com

Designer:
Korey McDermott
952.908.9127 - KoreyM@Sign-Source.com

Order / Est. #:
e32641

File Name:
e32641 St Jude Medical.ai

File Location:
 A-Z Korey's Mac

Fonts:
-

Rev: 1.0 | Revision Notes

- Rev. 2: -
- Rev. 3: -
- Rev. 4: -
- Rev. 5: -
- Rev. 6: -
- Rev. 7: -
- Rev. 8: -
- Rev. 9: -
- Rev. 10: -



7660 Quattro Drive
Chanhassen, MN 55317
www.sign-source.com
Fax: 952.908.9153

I Have Verified The Accuracy Of Colors, Layout, Quantities, Sizes, Spelling, & Wording. I Hereby Authorize Release To Production According To This Approved Submittal.

Approved
As Is: _____

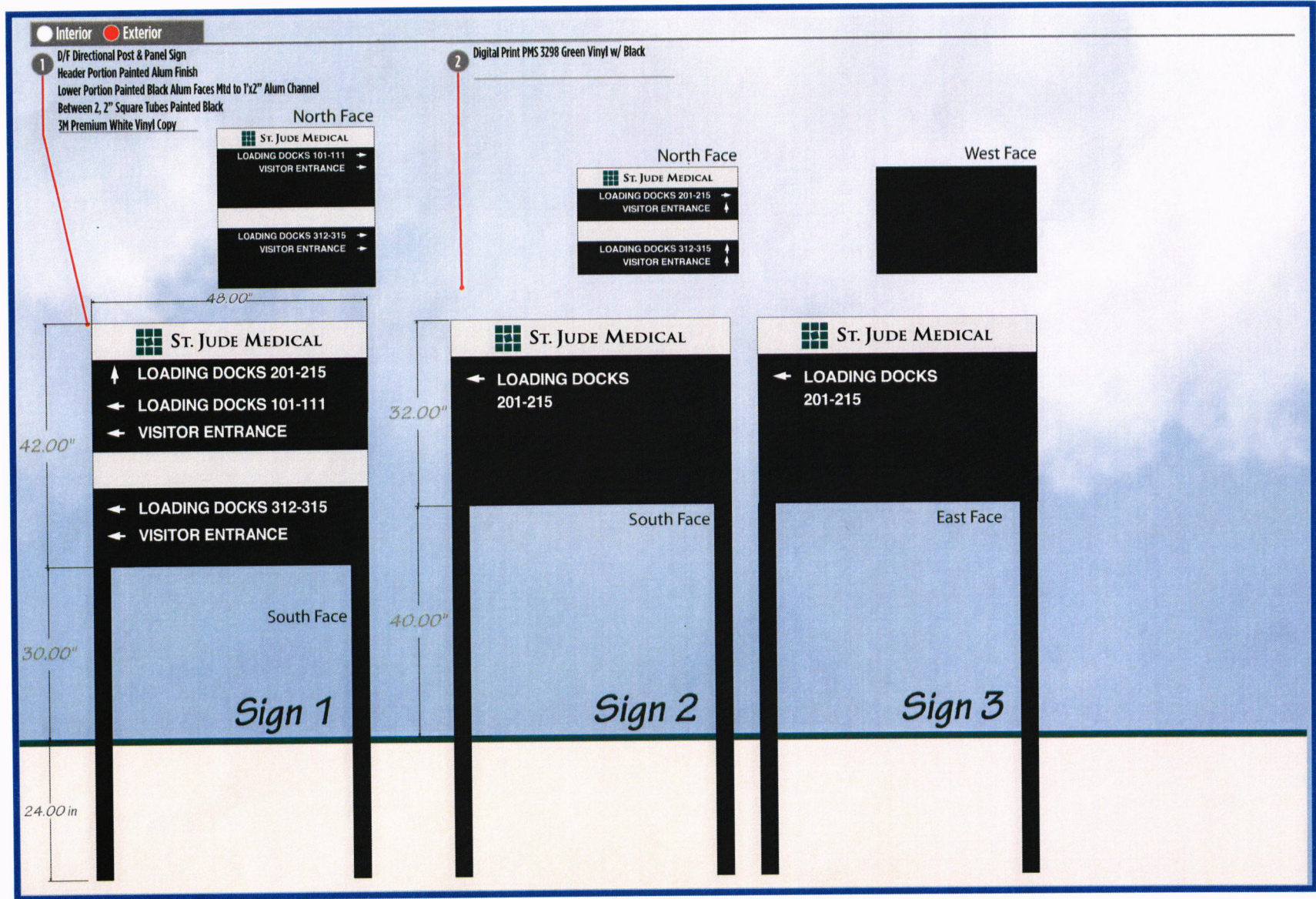
Production Will Not Begin Until
Signed Approval Is Faxed Back.

Revise &
Resubmit: _____

COLOR DISCLAIMER: Due to variances among color monitors and printers, the colors that appear on your screen or as printed may not be exact.

3/4" = 1'
1:16 SCALE
SCALE DRAWING DO NOT PHOTOCOPY!
1.00 in.
Formatted for 11" x 17" Paper

This drawing is the property of SignSource, Inc. and may not be used, reproduced or disclosed without written authorization.



Drawing Date: 04.11.14

Customer:
 St Jude Medical

Sales / Project Manager:
 - Jim Abrahamson
 - 952.908.9106 - JimA@Sign-Source.com

Customer Service Representative:
 - Justina Sleeper
 - 952.908.9125 - JustinaS@Sign-Source.com

Designer:
 Korey McDermott
 952.908.9127 - KoreyM@Sign-Source.com

Order / Est. #:
 e32641

File Name:
 e32641 St Jude Medical.ai

File Location:
 A-Z Korey's Mac

Fonts:
 -

Rev: 1.0 | Revision Notes

Rev. 2: -
 Rev. 3: -
 Rev. 4: -
 Rev. 5: -
 Rev. 6: -
 Rev. 7: -
 Rev. 8: -
 Rev. 9: -
 Rev. 10: -

SIGNSOURCE™
 CREATIVE SOLUTIONS

7660 Quattro Drive
 Chanhassen, MN 55317
 www.sign-source.com
 Fax: 952.908.9153

This drawing is the property of SignSource, Inc. and may not be used, reproduced or disclosed without written authorization.

I Have Verified The Accuracy Of Colors, Layout, Quantities, Sizes, Spelling, & Wording. I Hereby Authorize Release To Production According To This Approved Submittal.

Approved
 As Is: _____

Production Will Not Begin Until Signed Approval Is Faxed Back.

Revise & Resubmit: _____

COLOR DISCLAIMER: Due to variances among color monitors and printers, the colors that appear on your screen or as printed may not be exact.

3/4" = 1'
 1:16 SCALE
SCALE DRAWING DO NOT PHOTOCOPIY
 1.00 in. -----
 Formatted for 11" x 17" Paper

This drawing is the property of SignSource, Inc. and may not be used, reproduced or disclosed without written authorization.

